


How to **REMOVE GLOVES**



1 With both hands gloved, grasp outside of one glove at top of wrist, being careful not to touch bare skin.




2 Peel off first glove, peeling away from body and from wrist to fingertips, turning glove inside out.



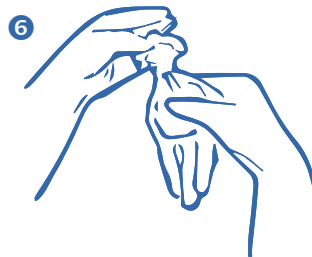
3 Hold removed glove in hand that is still gloved.



4 With ungloved hand, peel off second glove by inserting fingers inside the glove at top of wrist.



5 Turn second glove inside out while tilting away from the body, leaving first glove inside the second.



6 Dispose of gloves safely. Do not reuse gloves.



7 Clean hands immediately after removing gloves and before touching any objects or surfaces.