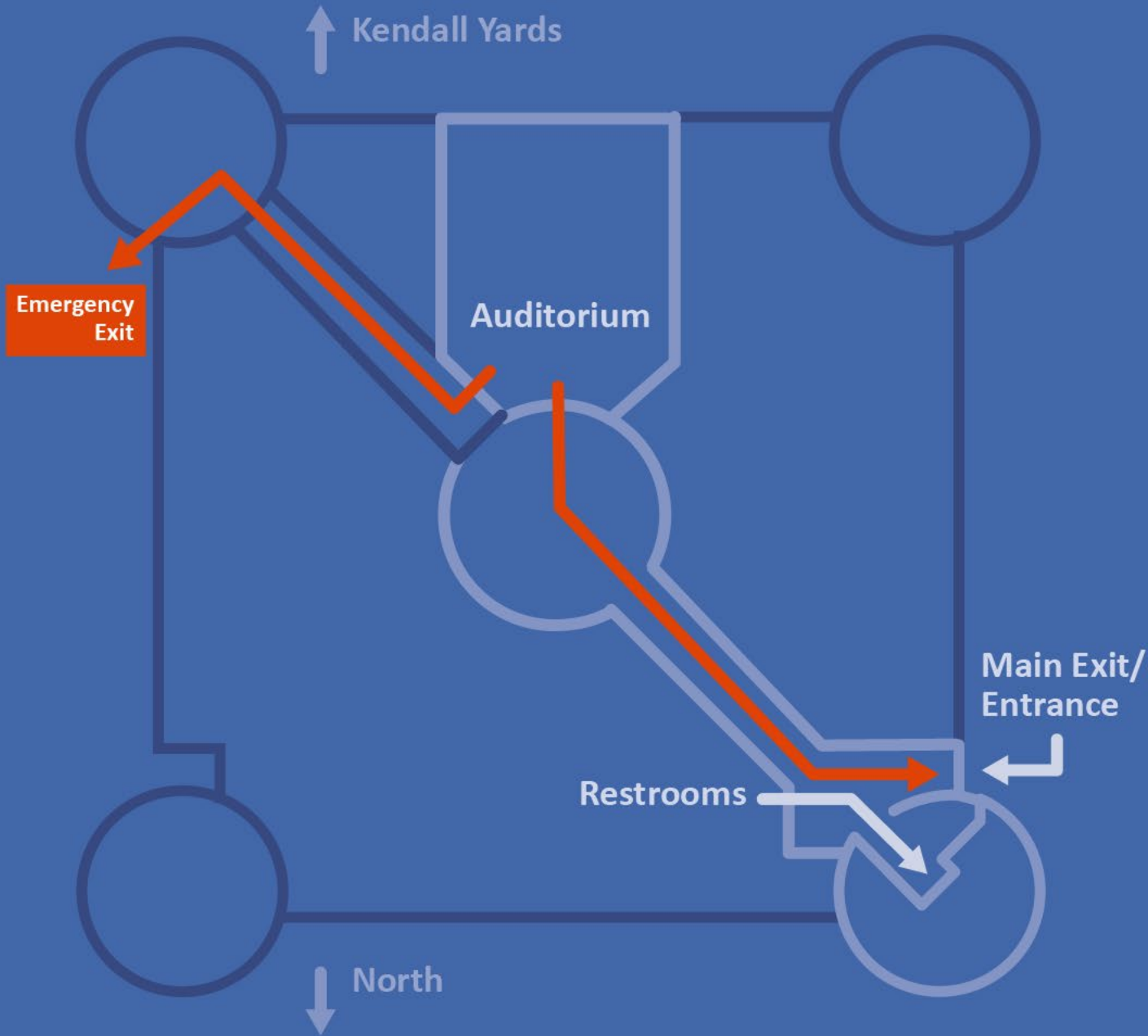




Board of Health

September 25, 2025



Thursday, September 25, 2025
Board of Health

Welcome

Meeting agenda
located on front table



SRHD Board of Health

Administrative Officer Report

Thursday, September 25, 2025
12:30 p.m.


Ray Byrne

Co-Interim Administrative Officer (Operations)
Spokane Regional Health District

Agenda



- Staff Kudos
- Treatment Services Update



Staff Kudos



Irina Semco

“... has played a vital role in building trust within this [Slavic] vaccine-hesitant community.”



LaCola Champlin


“Brought order from chaos...arranged, labeled, & inventoried all supplies—plus, developed a coding system.”

KUDOS



Robin

*“Your professionalism,
patience & compassion
made a meaningful
difference...”*



Treatment Services Update

Treatment Services Finances

- August 2025 had a \$10,097 deficit
- Year-to-date the program has a \$452,599 surplus
- See full handout in packet

Treatment Services Monthly Numbers

Intakes

	Jan	Feb	Mar	Apr	May	June	July	Aug	Sept	Oct	Nov	Dec	2025 Yearly Total	2024 Yearly Total
Days from Referral to Admit	0	0.6	1.45	1.33	0.62	7.12	10.16	4.12					2.85	0.43
Intakes turned away	4	26	26	10	12	6	6	4					94	
Intakes that returned & were admitted	0	10	14	8	7	3	5	4					51	
Transfers/Discharges	52	35	44	44	39	43	59	47					363	516

Dispensing

	Jan	Feb	Mar	Apr	May	June	July	Aug	Sept	Oct	Nov	Dec	2025 Yearly Total	2024 Yearly Total
Unique OTP patients served	968	967	969	981	982	969	954	941					1214	1369
Unique Courtesy Dosing Patients Served	55	60	60	57	57	64	67	56					243	274
Methadone Doses Dispensed	32923	29003	30393	31014	31129	30174	31565	30090					246291	379130
Buprenorphine/Naloxone Doses Dispensed	195	184	215	258	199	143	80	21					1295	2158

Treatment Services Monthly Numbers

Counseling

	Jan	Feb	Mar	Apr	May	June	July	Aug	Sept	Oct	Nov	Dec	2025 Yearly Total	2024 Yearly Total
Individual Counseling Sessions	752	697	691	700	638	686	637	701					5502	7881
Telehealth Counseling Sessions	57	78	71	70	83	92	79	104					634	553
Group Counseling Sessions	101	110	133	139	79	81	75	66					784	1279
Counselor Assessments	44	42	44	49	45	34	38	42					338	520

Jail

	Jan	Feb	Mar	Apr	May	June	July	Aug	Sept	Oct	Nov	Dec	2025 Yearly Total	2024 Yearly Total
Jail Doses	699	698	635	742	670	670	672	708					5494	5593
Unique Jail Dosing Patients Served	36	38	34	41	39	42	50	43					164	145
Jail Assessments	0	1	3	7	1	2	4	3					21	38

Treatment Services Monthly Numbers

Medical

	Jan	Feb	Mar	Apr	May	June	July	Aug	Sept	Oct	Nov	Dec	2025 Yearly Total	2024 Yearly Total
Annual Physicals	53	46	82	45	65	56	131	76					554	813
Assessments (Intake Physical)	45	43	44	48	47	34	38	42					341	522

Treatment Services Expansion Updates

- All expansion positions except for dispensing RNs have been recruited for.
- Dispensing hours were extended to 1:15pm beginning 8/4/25 Monday through Friday.
- Dispensing hours began on Saturday 7:00am- 10:45am effective 9/6/25.

Questions?



Board of Health

September 25, 2025