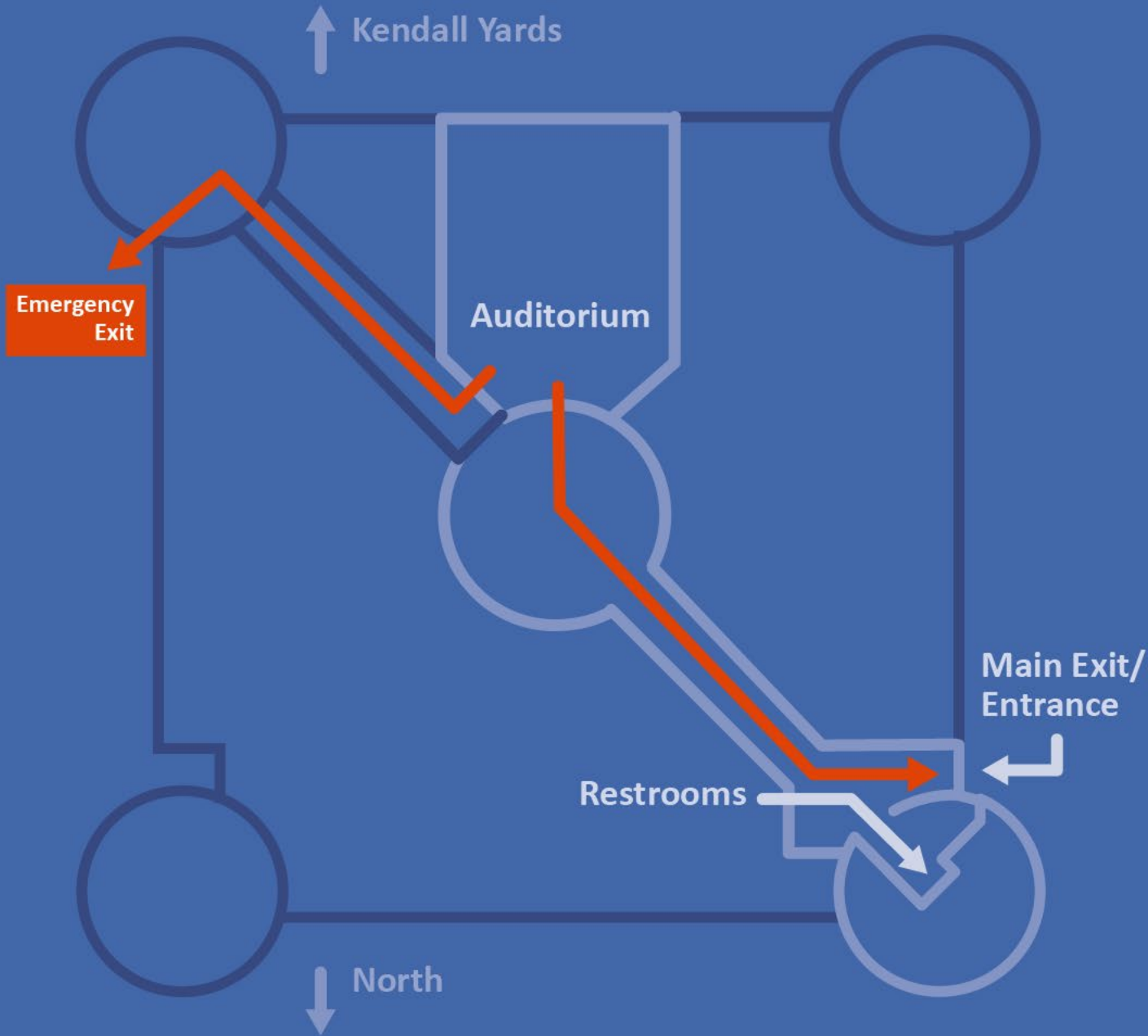




Board of Health

April 24, 2025



Thursday, April 24, 2025
Board of Health

Welcome

Meeting agenda
located on front table




SRHD Board of Health

Administrative Officer Report

Thursday, April 24, 2025
12:30 p.m.

Alicia M. Thompson, DrPH, LMSW
Administrative Officer
Spokane Regional Health District

Agenda



- Staff Kudos
- Treatment Services Update
 - Finances
 - Data Dashboard
 - Tentative Expanded Hours
 - SAMMS contract



KUDOS



Termaine Turntine

“Termaine’s ability to deescalate a situation without saying a word has always been amazing, but yesterday I was in awe.”

KUDOS



Jennifer Hansen


*“Education Award
from YWCA Spokane
for her groundbreaking
contributions.”*

KUDOS



IT Christian

*“Quick to respond;
loves to learn and
investigate.”*



Treatment Services Update

2025 Treatment Services Expense/Funding Report

Expenses	2025 Budget	January	February	March	2025 YTD	Budget Remaining	YTD %
Salaries	\$ 5,026,655	\$ 403,063	\$ 354,925	\$ 374,227	\$ 1,132,214	\$ 3,894,440	22.5%
Benefits	\$ 1,855,764	\$ 142,984	\$ 135,031	\$ 138,572	\$ 416,586	\$ 1,439,178	22.4%
Supplies	\$ 633,452	\$ -	\$ 29,871	\$ 52,298	\$ 82,169	\$ 551,283	13.0%
Services	\$ 1,656,687	\$ 55,526	\$ 81,266	\$ 106,178	\$ 242,971	\$ 1,413,717	14.7%
Capital Equipment	\$ 20,000	\$ -	\$ -	\$ -	\$ -	\$ 20,000	0.0%
Indirects	\$ 1,040,482	\$ 66,520	\$ 66,488	\$ 77,141	\$ 210,150	\$ 830,332	20.2%
Total Treatment Services Expenses	\$ 10,233,040	\$ 668,093	\$ 667,580	\$ 748,416	\$ 2,084,089	\$ 8,148,951	20.4%
Funding	2025 Budget	January	February	March	2025 YTD	Budget Remaining	YTD %
Medicaid	\$ 7,451,029	\$ 648,079	\$ 497,960	\$ 539,490	\$ 1,685,529	\$ 5,765,500	22.6%
Medicare	\$ 1,583,726	\$ 125,855	\$ 134,585	\$ 175,162	\$ 435,601	\$ 1,148,125	27.5%
Fees (private pay, insurance)	\$ 984,885	\$ 58,768	\$ 78,981	\$ 77,332	\$ 215,081	\$ 769,805	21.8%
Indirect Federal - Substance Abuse Block Grant (SABG) through Spokane County	\$ 145,000	\$ 14,329	\$ 19,995	\$ 15,821	\$ 50,144	\$ 94,856	34.6%
State - Criminal Justice Treatment Account (CJTA) through Spokane County	\$ 45,000	\$ 3,424	\$ 2,661	\$ (349)	\$ 5,737	\$ 39,263	12.7%
Employee Parking - 8th Avenue Lot	\$ 23,400	\$ 1,848	\$ 1,728	\$ 1,770	\$ 5,346	\$ 18,054	22.8%
Donations/Misc	\$ -	\$ 160	\$ 48	\$ -	\$ 208	\$ (208)	#DIV/0!
Total Treatment Services Funding	\$ 10,233,040	\$ 852,463	\$ 735,958	\$ 809,225	\$ 2,397,646	\$ 7,835,394	23.4%

Increase (Decrease) to Fund Balance	\$ 0	\$ 184,369	\$ 68,377	\$ 60,810	\$ 313,556
--	-------------	-------------------	------------------	------------------	-------------------



Treatment Services Monthly Numbers

Intakes

	Jan	Feb	Mar	2025 Yearly Total	2024 Yearly Total
Days from Referral to Admit	0	0.6	1.45	0.74	0.43
Intakes turned away	4	24	24	52	
Intakes that returned & were admitted		9	14	23	
Transfers/Discharges	52	34	44	130	516

Dispensing

	Jan	Feb	Mar	2025 Yearly Total	2024 Yearly Total
Unique OTP patients served	968	967	969	1009	1369
Unique Courtesy Dosing Patients Served	55	60	60	81	274
Methadone Doses Dispensed	32923	29003	30393	92319	379130
Buprenorphine/Naloxone Doses Dispensed	195	184	215	594	2158

Counseling

	Jan	Feb	Mar	2025 Yearly Total	2024 Yearly Total
Individual Counseling Sessions	752	697	691	2140	7881
Telehealth Counseling Sessions	57	78	71	206	553
Group Counseling Sessions	101	110	133	344	1279

Medical

	Jan	Feb	Mar	2025 Yearly Total	2024 Yearly Total
Annual Physicals	53	46	82	181	813
Assessments	44	42	44	130	520

Jail

	Jan	Feb	Mar	2025 Yearly Total	2024 Yearly Total
Jail Doses	699	698	635	2032	5593
Unique Jail Dosing Patients Served	36	38	34	51	145

SRHD Treatment Services Hours

Current Operating Hours

Monday - Thursday	5:15 am - 2:00 pm
Friday	5:15 am - 12:30 pm


Proposed Expanded Hours

Monday - Friday	5:15 am - 6:00 pm
Saturday	7:00 am - 3:00 pm

All services offered throughout hours of operation

(with intakes as a priority)





SAMMS Contract Update

Questions?



Board of Health

April 24, 2025